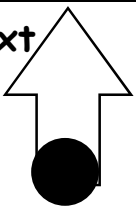
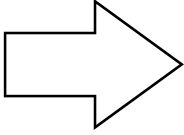
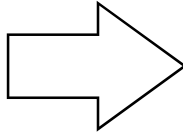
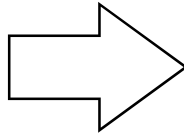

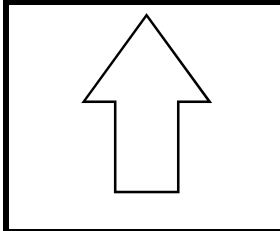




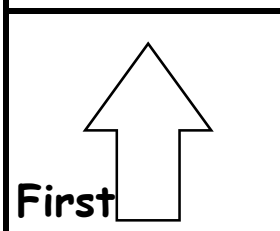
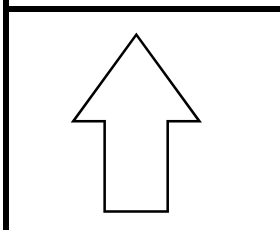
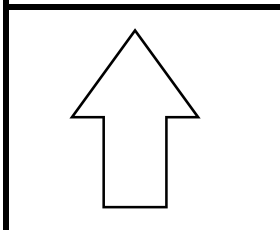
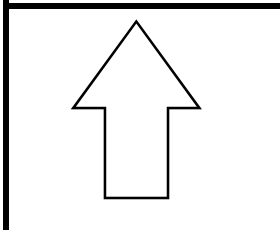
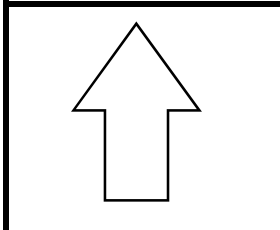

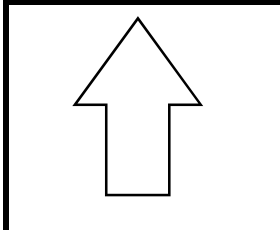
				<b>HOME</b>		
			<input type="button" value="CM"/>		<input type="button" value="GO"/>	
		turn	<input type="button" value="CM"/>	right		<input type="button" value="GO"/>
			<input type="button" value="CM"/>		<input type="button" value="GO"/>	


A large face with two eyes and a mouth. The mouth is a control panel with a central directional pad (up, down, left, right arrows) and two buttons labeled "CM" and "GO". Below the directional pad is a numeric keypad with buttons 1-0 and a second row with buttons P, R, [], W, CE, J, S, T, M. Four large curved arrows labeled "L" and "R" point outwards from the face, indicating left and right directions.


next 	last 			
--	---	---	--	---







Remember to keep turning your paper and use a **multilink cube** to help you work out which way to go!



First 

Next 

Last 

CM			GO
CM	right 		GO
CM			GO