

## How To Make A Lost Or Found Poster

1. Draw a picture and say **what** is **lost** or **found**.
2. Say **where** it was **lost** or **found**.
3. Say **what** it looks like and **who** owned it or **where** it was found.
4. Say **who** to contact and **where**.
5. Is there a reward?

Draw a picture and say **what** is lost.

Say **where** it happened.

Say **what** it looks like and who owns it.

Say **who** to contact and **where**.



# Lost Dog

Lost in the supermarket car park

A small brown dog called Sandy.  
He belongs to Paul and Hannah.  
Please return him to his owners.  
He has his address on his collar.

Reward - a chocolate bar.

Offer a **reward**.

What will you draw? **What** is lost?

**Where** did it happen?

**What** does it look like and who owns it?

**What** do you want the finder to do?

First

and

Then

Next

After that

Last of all

**What reward** will you offer?

Draw a picture and say **what** was found.

Say **where** it was found.

Say **what** it looks like.

Say **who** to contact and **where**.



## Found Glass Slipper

Found on the steps of the royal palace

A glass slipper belonging to a beautiful lady at the royal ball.

If you know who this slipper will fit please contact the Prince at the palace.

Reward - a bag of gold coins.

Most found posters would not offer a reward. Why is this one different?

Draw a picture and say **what** was found.

Say **where** it was found.

Say **what** it looks like.

Say **who** to contact and **where**.

FOUND

Most found posters would not offer a reward. Why is this one different?

Make a lost or found poster

1. Draw a picture and say what is **lost or found**.
2. Say where it was **lost or found**.
3. Say what it looks like and who owned it or **where** it was found.
4. Say **who** to contact and **where**.
5. Is there a reward?

A large rectangular box with a black border, containing five sets of horizontal dotted lines for writing. Each set of lines is aligned with one of the five numbered instructions in the list above.

Make a lost or found poster

1. Draw a picture and say what is **lost or found**.
2. Say where it was **lost or found**.
3. Say what it looks like and who owned it or **where** it was found.
4. Say **who** to contact and **where**.
5. Is there a reward?



.....

.....

.....

.....

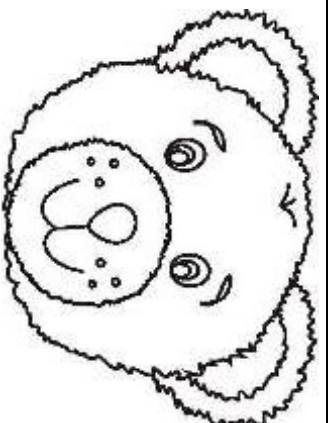
.....

.....

.....

Start a new line for each section!

1. Draw a picture  
and say what is  
lost or found.



2. Say where it  
was lost or found.

3. Say what it looks  
like and who owned  
it or where it was  
found.

4. Say who to  
contact and where.

5. Is there a reward?

.....

.....

.....

.....

.....


.....

.....



Start a new line for each section!

1. Draw a picture  
and say what is  
lost or found.



2. Say where it  
was lost or found.

3. Say what it looks  
like and who owned  
it or where it was  
found.

4. Say who to  
contact and where.

5. Is there a reward?

.....

.....

.....

.....

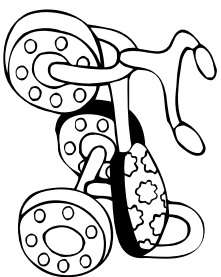
.....

.....

.....

Start a new line for each section!

1. Draw a picture  
and say what is  
lost or found.



.....

2. Say where it  
was lost or found.

.....

3. Say what it looks  
like and who owned  
it or where it was  
found.

.....

.....

4. Say who to  
contact and where.

.....


.....

5. Is there a reward?

.....

Start a new line for each section!

1. Draw a picture  
and say what is  
lost or found.



2. Say where it  
was lost or found.

3. Say what it looks  
like and who owned  
it or where it was  
found.

4. Say who to  
contact and where.

5. Is there a reward?

.....

.....

.....

.....

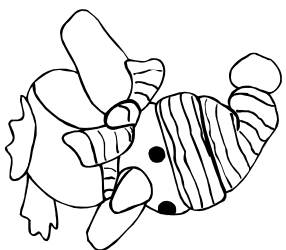
.....

.....

.....

Start a new line for each section!

1. Draw a picture  
and say what is  
lost or found.



2. Say where it  
was lost or found.

3. Say what it looks  
like and who owned  
it or where it was  
found.

4. Say who to  
contact and where.

5. Is there a reward?

.....

.....

.....

.....

.....

.....

.....

# Planning a 'lost' poster

Draw a picture of what is lost here.

Use big letters to say what is lost.

Say where it was lost.

Describe what it looks like and who owns it:

Say what to do if it is found.

Offer a reward for finding it.

# Planning a 'found' poster

Draw a picture of what has been found here.

Use big letters to say what it is.

Say where it was found.

Describe what it looks like:

Say what to do if someone thinks it is theirs.

**THINK**—Would you need to offer a reward for finding it?